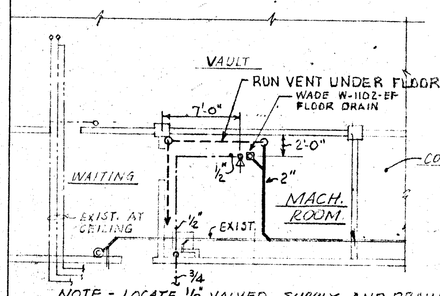

PLUMBING
SCALE - 1/8" = 1'-0"

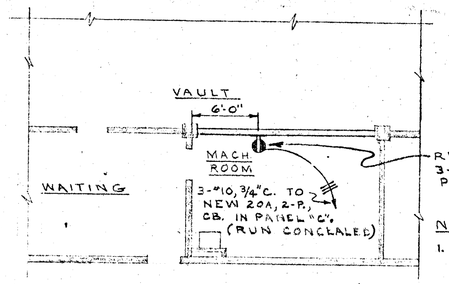

ELECTRICAL
SCALE - 1/8" = 1'-0"

NOTES:

1. FURNISH AND INSTALL A NEW 20A, 2-POLE CB. IN PANEL "C" AND WIRE TO RECEPTACLE TO FEED DUPLICATING MACHINE.
2. EXACT LOCATION OF RECEPTACLE TO BE DETERMINED IN FIELD BY RESIDENT ARCHITECT.

PART PLANS - BASEMENT

DRAWING NO. D23-G1

APPROVALS		
F. G. FRANKLIN	CHIEF ENGINEER	
R.F.	PROJECT ARCH.	
	ENGINEER	
	ARCH. DESIGN	
DRAWN BY	CHECKED BY	FINAL APPROVAL

LYLES, BISSETT, CARLISLE & WOLFF ARCHITECTS - ENGINEERS COLUMBIA, S.C. - WASHINGTON, D.C.

lbc&w

PROJECT HHFA NO. APW-SC-29-G	SHEET TITLE	SHEET
DARLINGTON COUNTY COURTHOUSE DARLINGTON, S.C.	REVISIONS TO MACHINE ROOM	G-1
DATE 10/29/63 FILE NO. D-23	DIVISION CONSTRUCTION	OF 1

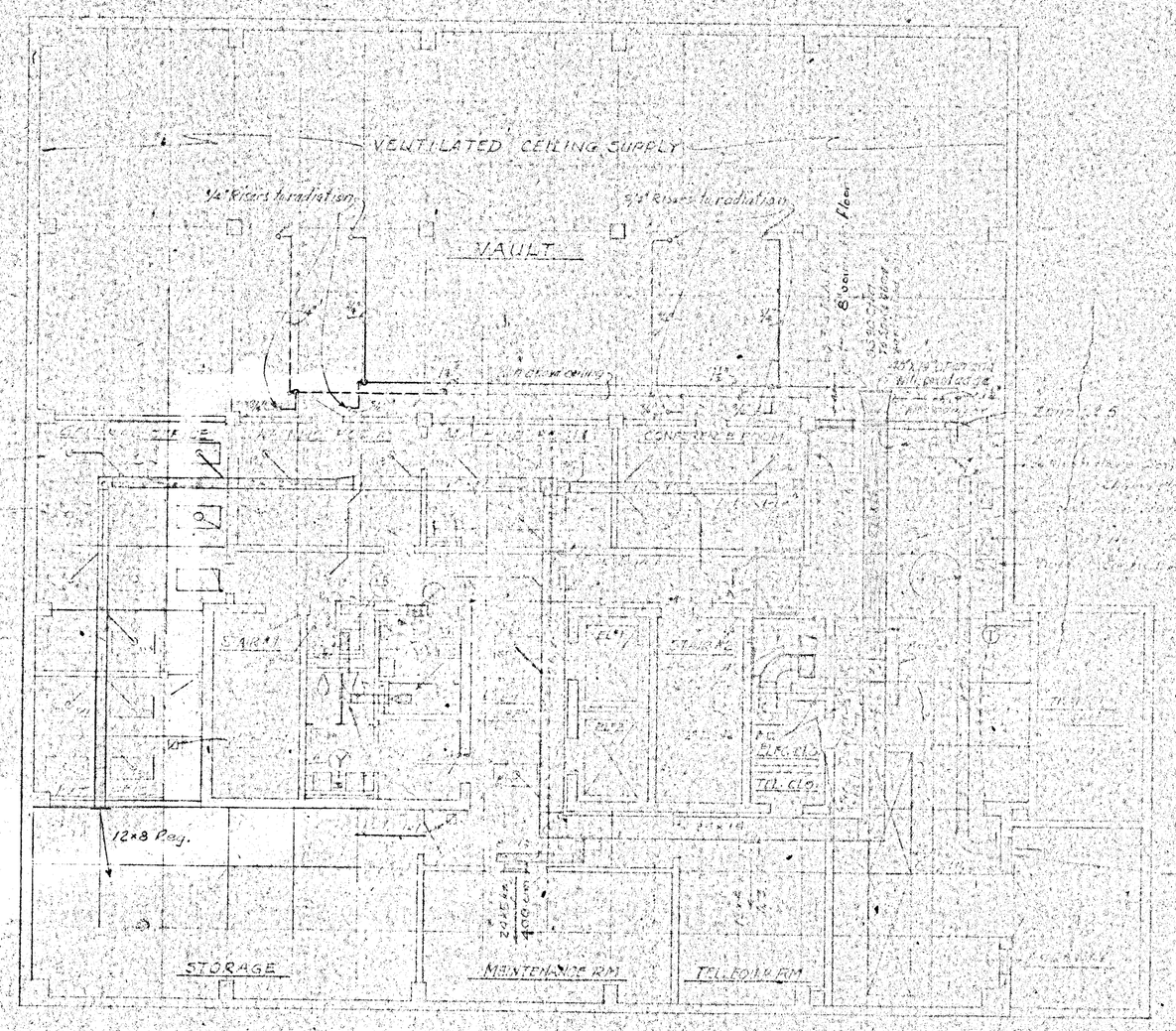

BASEMENT PLAN

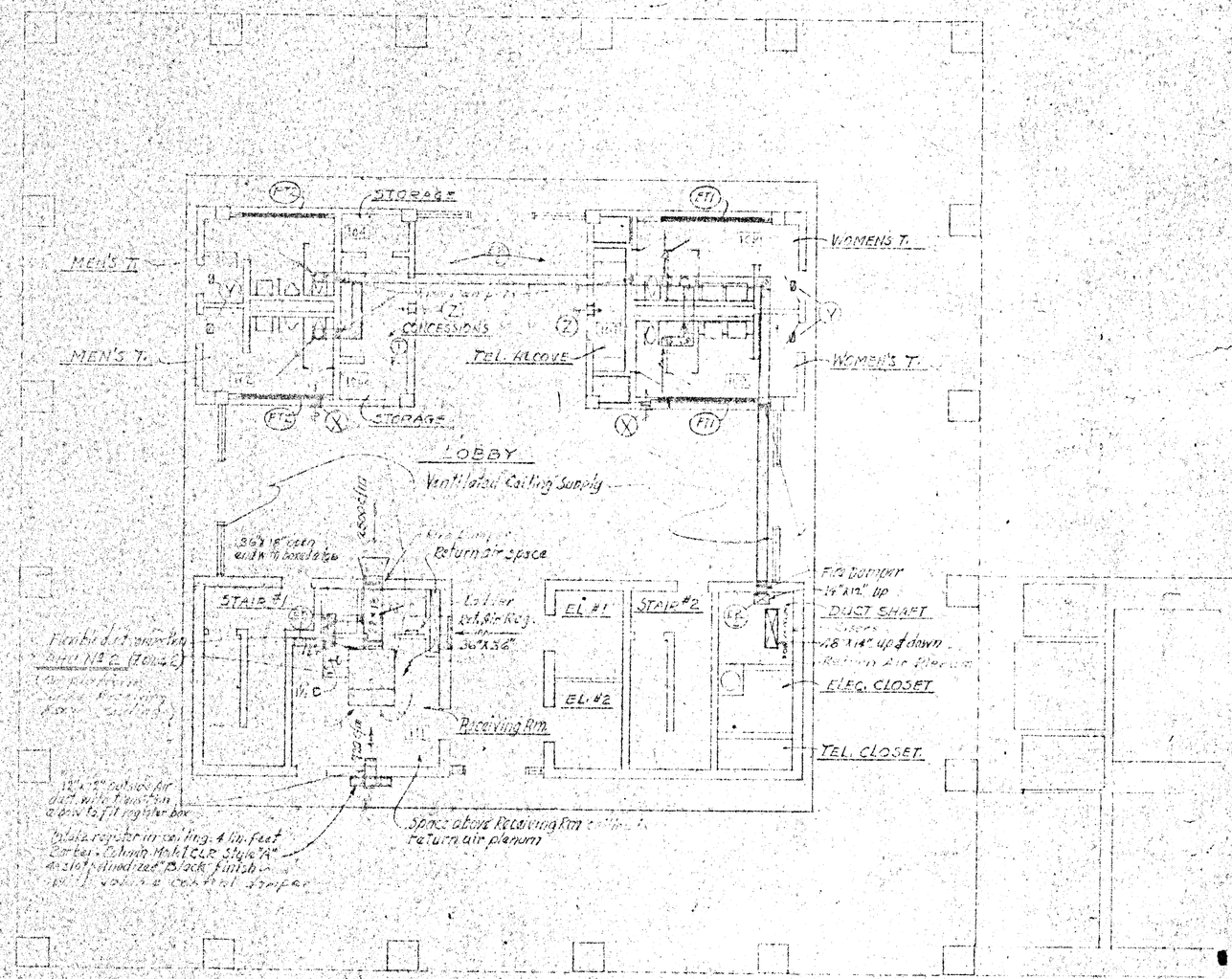

FIRST FLOOR PLAN

AS-BUILT DRAWING

I hereby certify that all changes from the original drawings, if any, are accurately indicated hereon, and that the installation has been made accordingly.

9/10/65

100 Blackstone Co. Inc.

AS-BUILT DRAWING

DRAWING NUMBER D23-M1-R1

REVISIONS					
LOCATION	DESCRIPTION	DATE	BY	APP.	

REVISIONS					
LOCATION	DESCRIPTION	DATE	BY	APP.	
32-W	CHANGED HEATING PLAN IN STORAGE AREA	9-17-63			

APPROVALS		
F. G. FRANKLIN	CHIEF ENGINEER	
R. FRENCH	PROJECT ARCHITECT	
H. P. SWYDERT, JR.	ENGINEER	
	ARCHITECTURAL DESIGN	
DRAWN BY	CHECKED BY	FINAL APPROVAL

LYLES, BISSETT, CARLISLE & WOLFF ARCHITECTS - ENGINEERS COLUMBIA, S.C. - WASHINGTON, D.C.

lbc&w

THIS DRAWING AND THE DESIGN SHOWN THEREON ARE THE PROPERTY OF LYLES, BISSETT, CARLISLE & WOLFF, ARCHITECTS-ENGINEERS. THE REPRODUCTION, COPYING, OR USE OF THIS DRAWING WITHOUT THEIR WRITTEN CONSENT IS PROHIBITED AND ANY INFRINGEMENT WILL BE SUBJECT TO LEGAL ACTION.

HHFA PROJECT NO. APW-SC-29-G	SHEET TITLE	SHEET
DARLINGTON COUNTY COURTHOUSE DARLINGTON, SOUTH CAROLINA	AIR CONDITIONING - HEATING & VENTILATING BASEMENT & FIRST FLOOR PLANS	M-1
DATE 8 JULY 63 FILE NO.	DIVISION MECHANICAL	OF 8